



WARN Industrial Hoist

Model

Part Number

Motor Type

DC2500-CCW

78355

DC Electric
12 Volt
Permanent
Magnet



The DC2500 hoist combines a powerful permanent magnet DC motor with robust sealing and our proven 3-stage all metal geartrain. Permanent grease lubrication means years of trouble free service. All WARN hoists incorporate an automatic mechanical brake that holds full rated load. The durable powder coated finish stands up to the elements and looks great. The DC2500 hoist is built on WARN's robust large frame design with a cast aluminum drum to provide plenty of wire rope capacity. Controls and accessories available separately.

Accessories

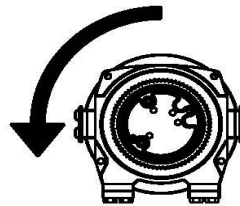
Description:	Part Number
Control Pack-12V	40709
Contactors Only-12V (Standard bracket)	34440
Contactors Only-12V (w/ bracket for cover)	34973
Contactors Cover (with remote plug)	36648
Contactors Cover (no plug)	35169
Remote Control Only	88528

*Clockwise model shown in photo

Engineering Data

Rated Capacity:	2500 lbf	1134 kgf
Drum Barrel Diameter:	5.3 in	135 mm
Drum Flange Diameter:	8.9 in	226 mm
Distance Between Flanges:	4.7 in	119 mm
Recommended Maximum Wire Rope Diameter:	5/16 in	7.9 mm
Recommended Minimum Wire Rope Breaking Strength:	9800 lbf	4445 kgf
Approximate Shipping Weight:	75 lb	34 kg
Duty Cycle (intermittent per SAE J706 section 6.2):	N/A ft	N/A m
Mounting Bolt Torque:	35 - 40 ft*lbf	47 - 54 N*m
Maximum Layers of Wire Rope:	4	
Gear Reduction:	315:1	
Brake Type:	Automatic Cone	
Contactors/Remote Type:	Not Included	

Drum Rotation



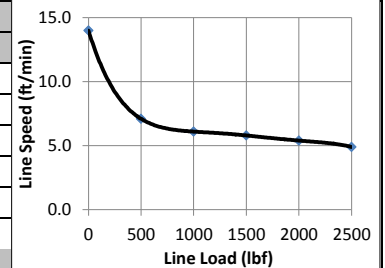
Viewed from Motor End

Standards Compliance

1. - CE Machinery Directive 98/37/EC and 2006/42/EC
2. - CE Electromagnetic Compatibility 2004/108/EC
3. - ASME B30.5

Performance By Layer

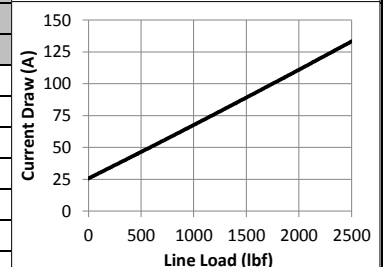
Drum Layer	Line Load *			No Load Line Speed		Drum Capacity	
	lbf	kgf	kN	ft/min	m/min	ft	m
1	2500	1134	11.1	14.0	4.3	20	6.1
2	2250	1021	10.0	15.7	4.8	42	12.8
3	2045	928	9.1	17.2	5.2	66	20.1
4	1875	850	8.3	18.8	5.7	92	28.0



* Never exceed the Rated Capacity. Installation of a Rated Capacity Limiter is recommended.

First Layer Performance

Line Load		Current Draw	Line Speed		Duty Cycle
lbf	kgf	Amps	ft/min	m/min	min/10min
0	0	23	14.0	4.3	Continuous
500	227	49	7.1	2.2	6.7
1000	454	72	6.1	1.9	3.7
1500	680	87	5.8	1.8	2.9
2000	907	105	5.4	1.6	2.3
2500	1134	137	4.9	1.5	1.6



WARN INDUSTRIES, INC
Industrial Products

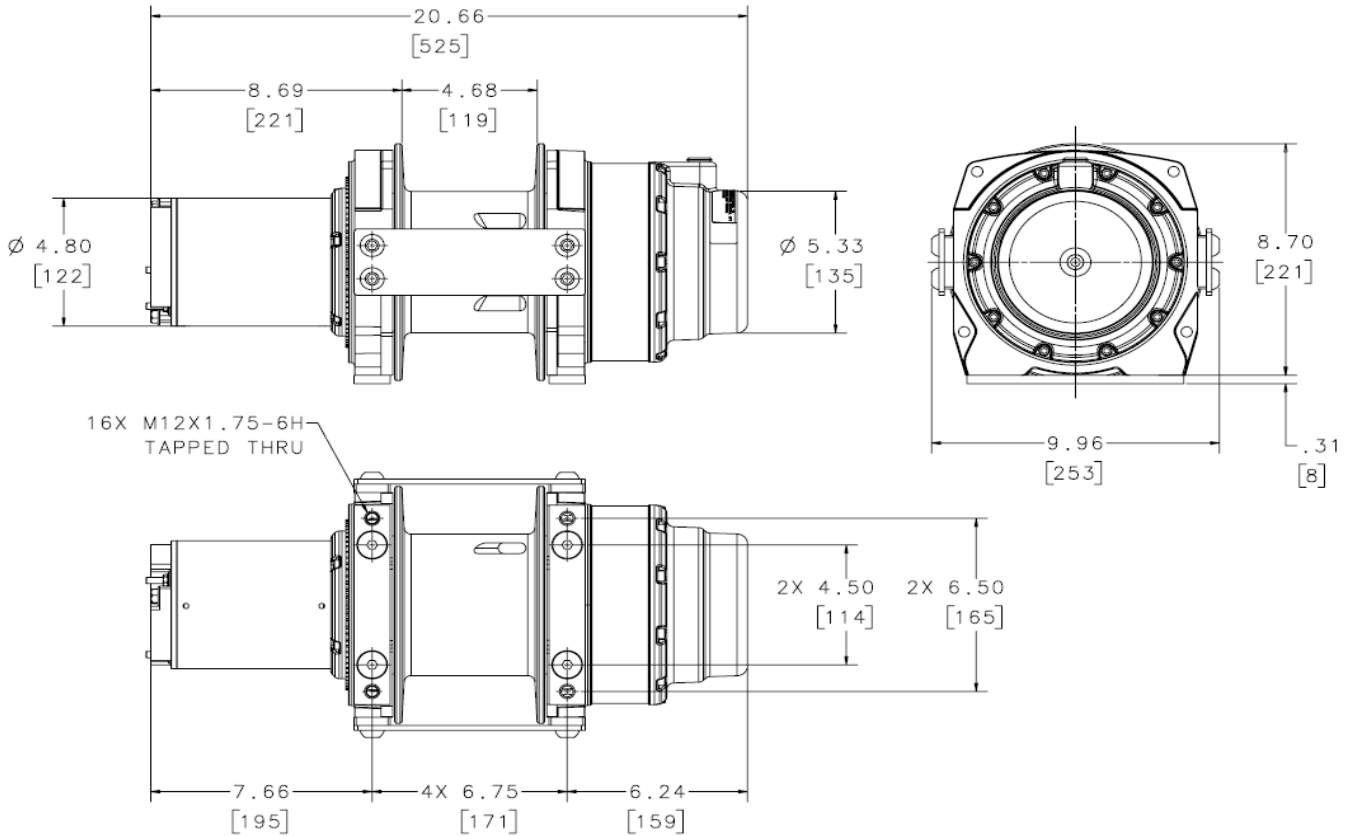
Customer Service (North America): 1.800.543.9276
Customer Service (International): 1.503.722.3008
FAX: 1.503.722.3000 www.warn.com

12900 S.E. Capps Road,
Clackamas, OR USA 97015


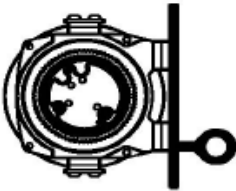
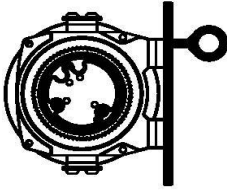

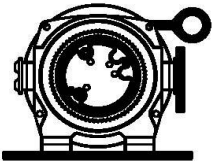



WARN Industrial Hoist

Model	Part Number	Motor Type
DC2500-CCW	78355	DC Electric 12 Volt Permanent Magnet



Units are given in inches [millimeters], unless otherwise specified

Recommended Mounting (Always Observe Correct Drum Rotation)			Electrical System Specifications
Pull from bottom of hoist  Feet down	Pull from bottom of hoist  Feet forward	Pull from top of hoist  Feet forward	See Electrical Cable Gauge Size Chart for cable sizing All electrical connections must be clean and tight <hr/> <hr/> <hr/> <hr/> Electrical System Wiring Schematic Hoist provided without electrical controls. See accessories on front page for control kits. Power IN (Hoisting) - Connect motor terminal #1 to positive. Connect motor terminal #2 to negative (Ground). Power OUT (Lowering) - Connect motor terminal #2 to positive. Connect motor terminal #1 to negative (Ground).
Pull from top of hoist  Feet down without angle brace	Pull from top of hoist  Feet down with angle brace	Pull from top of hoist  Angle Braces Only	Notes:

WARN INDUSTRIES, INC
Industrial Products

Customer Service (North America): 1.800.543.9276
 Customer Service (International): 1.503.722.3008
 FAX: 1.503.722.3000 www.warn.com

12900 S.E. Capps Road,
Clackamas, OR USA 97015